



Building **Brighter** FUTURES

.....▶
PATHWAY TO SUSTAINABLE STUDENT SUCCESS



Today's Goals and Agenda



Goals

- Share important information about the future of CMSD
- Gather your feedback about what else we should be considering as we plan

Agenda

- What is Building Brighter Futures and why is it necessary now?
- What data is important to know for our district?
 - Table Discussion
- Focus in on our enrollment and building data
 - Table Discussion
- Path ahead

Norms to support a productive discussion



- Please monitor your air time during table discussions.
- Please keep the focus on topics that are within the scope of today's discussion.
- For questions and ideas that you do not get a chance to share today, please share them in whatever way is most comfortable for you (on post-its, on paper survey, via electronic survey, via Let's Talk).

Our vision for students



**All CMSD students
are safe, engaged,
and successful, no
matter which school
they attend**



Our vision is aligned with Board guidance



The Goals

1

Early Literacy: The percentage of 3rd graders who are proficient in ELA will increase from 35% in August 2024 to 60% by August 2030.

2

Math Proficiency: The percentage of first time test takers who are proficient in Algebra 1 will increase from 26% in August 2024 to 50% by August 2030.

3

College Readiness: The % of graduating cohort who meet at least one college ready indicator — ACT/SAT College Ready, Honors Diploma, AP/IB College Ready, or 12+ college credits — will increase from 8.2% in August 2024 to 25% by August 2030.

The Guardrails

1

Safety/Well-Being: The CEO shall not fail to promote safety within CMSD facilities, along with physical and mental well-being for all students.

2

Opportunity & Access: The CEO shall not implement an academic program that fails to provide access to artistic, athletic, and career preparation opportunities for all students.

3

Community Engagement: The CEO shall not make significant changes to the operation of the district without meaningful ways for the community to provide input.

We have an opportunity and a responsibility to build a brighter future



Today

Too many schools in too many buildings

Hurts the experiences and opportunities we can provide for all students



Brighter Future

Strong enrollment in the buildings we need

More and better opportunities for all our students

More college and career opportunities for high school students



Today

78% of high schools offer opportunities to earn college credit

59% of high schools offer a career pathway



Brighter Future

100% of high schools will offer **college credit**

100% of high schools will offer a **career pathway connected to good jobs**

More arts, career exploration, and advanced courses at K-8s



Today

38% of K-8s offer any options beyond art, music, and PE



Brighter Future

100% of K-8s will offer at least one additional class

This could be classes like band, choir, computer science, Algebra I, or foreign language

More activities outside of school hours



Today

Out of school activities sometimes struggle with adequate participation, sponsorship, and resources.

At several high schools, the only sports available are e-sports.



Brighter Future

More athletics across all schools and **more clubs** like chess, dance, and robotics.

More student support



Today

We have supplemented school budgets to provide wraparound supports for our students.



Brighter Future

Continue **wraparound supports at every school**, focused on mental and physical health and well being.

More teacher collaboration and specialization



Today

Many teachers are the sole teacher of their grade level or subject in their school.

Some teachers must stretch their planning time across preparing high-quality lessons for many different subjects.



Brighter Future

All teachers have grade-level peers to improve collaboration and planning.

More teachers can specialize, bringing the best of their planning and teaching to students every day.

More students and staff in warm, safe, and dry buildings



Today

70% of our students are served in upgraded buildings



Brighter Future

100% of our students are in **warm, safe, and dry buildings**

Perfect storm of challenges

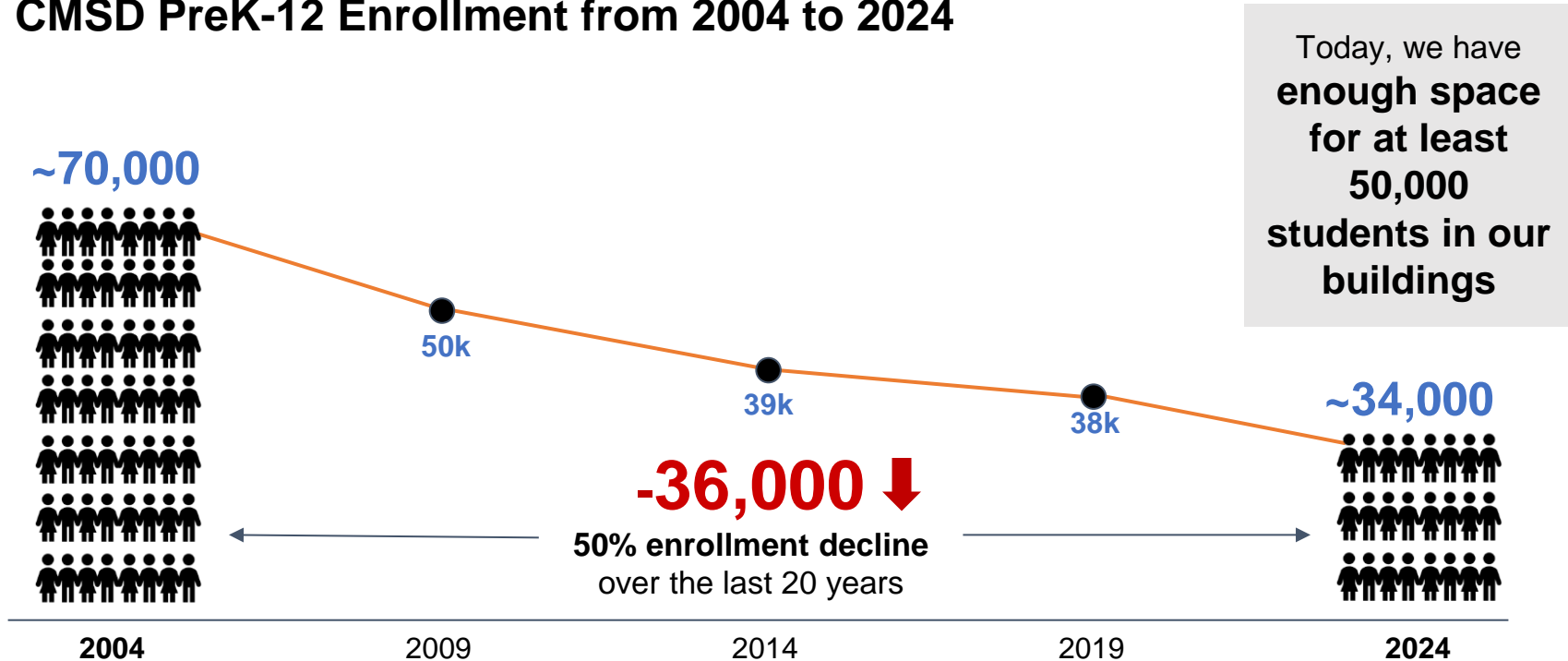


- Declining enrollment
- Increasing costs
- Funding cuts

We cannot ignore our enrollment declines



CMUSD PreK-12 Enrollment from 2004 to 2024



Source: Ohio Department of Education, Fall Headcounts

* Note that values may not match current year totals, due to differences in Headcount vs End of Year enrollment methodology

Enrollment declines will continue due to forces outside of our control



**Historically low
births**



16% decline
Cuyahoga County
births

**Fewer school-
aged kids**



13% decline
County under-18
population

**Drops in school
enrollment**



15% decline
County-wide public
school enrollment

**Declines in
CMSD enrollment**



11% decline
CMSD enrollment

CMSD enrollment will continue to decline given these trends

Most of our buildings have been upgraded




70% students served in upgraded buildings



52 buildings rebuilt or renovated since 2001

Not all of our buildings are warm, safe, and dry



Our buildings have significant unused space



67%

available space
used in K-8
buildings

50%

available space
used in high school
buildings



Few of our schools have strong enrollment



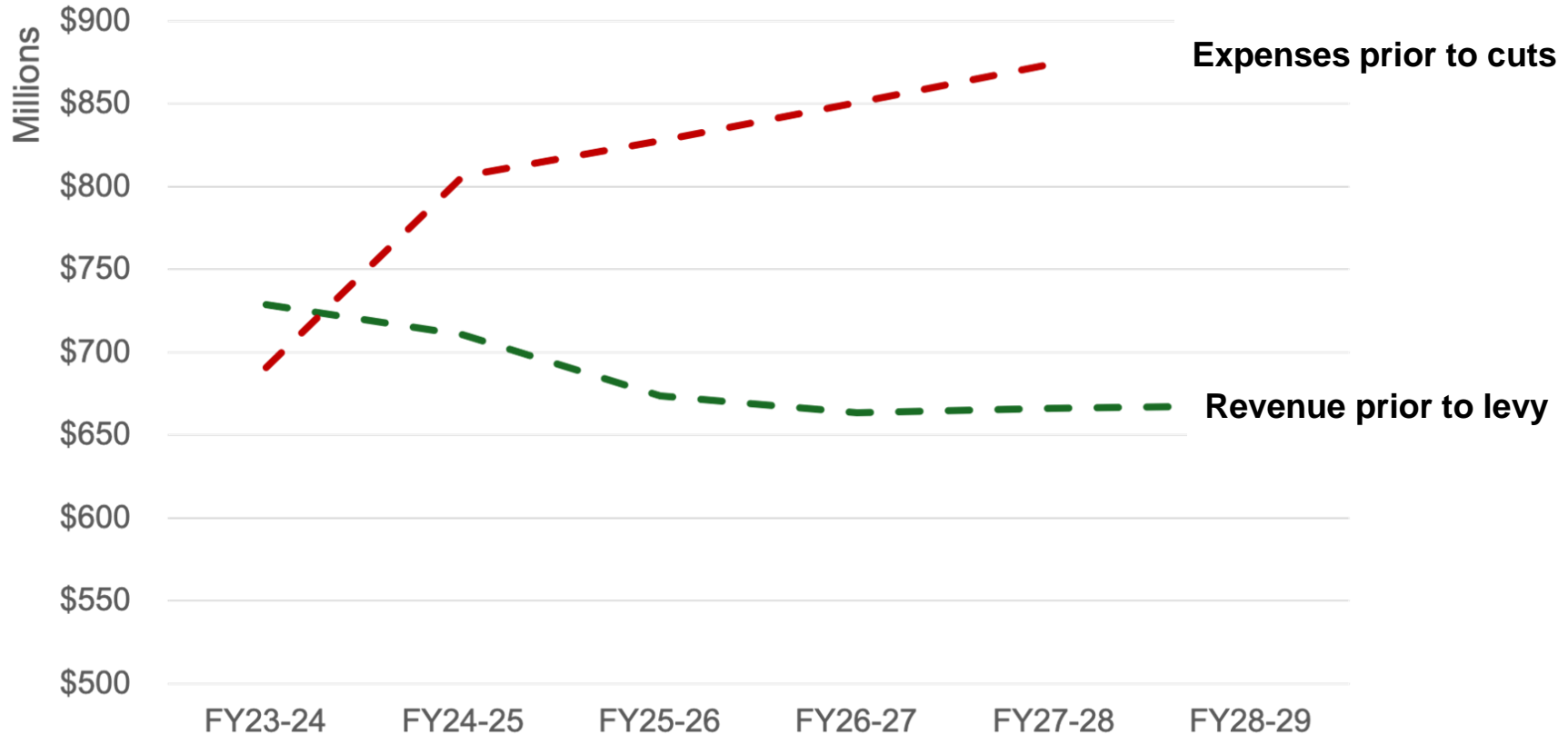
9 of 63

K-8s with
enrollment
equivalent to two
classes per grade
or 450 students

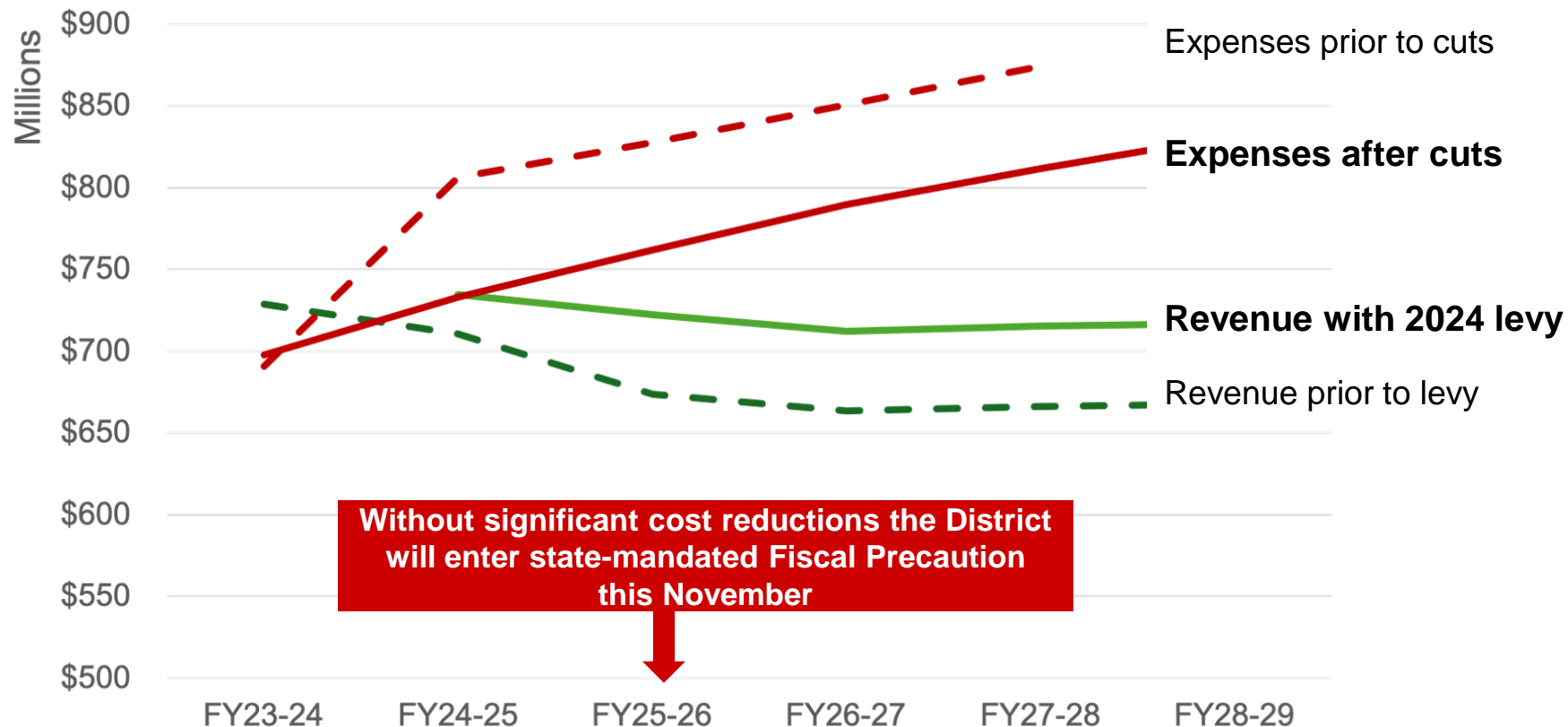
3 of 27

High Schools with
enrollment
equivalent to 125
students per grade
or 500 students

Our finances are out of balance



Our finances are out of balance, even with cost cutting and a levy



We have an opportunity and a responsibility to act



We have an opportunity and a responsibility to build a brighter future



Brighter Future

Strong enrollment in the buildings we need

More and better opportunities for all our students



We have hard, but necessary decisions ahead



Recommendations from this process will include:

- ☐ School closures, consolidations, and relocations
- ☐ Enhancing, moving and/or combining some programming
- ☐ New uses for some buildings
- ☐ Prioritizing funds to maintain existing buildings
- ☐ Some limited investments in new buildings

Our recommendations will be informed by data



Primary data points

School



- Enrollment levels
- Enrollment trends



Additional data and context

- Student outcomes (Report Card Star Rating)
- Special programming or unique models offered at a school
- Student demographics at each school (income, race, students with special needs)
- Student retention rates
- Regional historic and forecast enrollment trends
- Distance students travel to school (choice patterns)

Building



- Building utilization
- Building condition



- Number of school options nearby
- Physical barriers impacting walker safety
- Building details (green space, gym, auditorium, etc.)
- Cost to upgrade and maintain buildings
- Other neighborhood and historical factors

Our recommendations will be informed by data



Primary data points



**Additional data and
context**

*Data we are sharing
today*

*Please help us round
out these inputs*

Let's Discuss!




Instructions

- Choose a note taker (CMSD staff will also take notes to make sure we capture all feedback)
- Share your feedback on posters or post-it notes
- Please make space for all voices at the table

What questions did this information spark for you?

What did you hear that you think others in our community need to know?



**Taking a
closer look at
our data**

Our recommendations will be informed by data



Primary data points

School



- Enrollment levels
- Enrollment trends



Additional data and context

- Student outcomes (Report Card Star Rating)
- Special programming or unique models offered at a school
- Student demographics at each school (income, race, students with special needs)
- Student retention rates
- Regional historic and forecast enrollment trends
- Distance students travel to school (choice patterns)

Building



- Building utilization
- Building condition

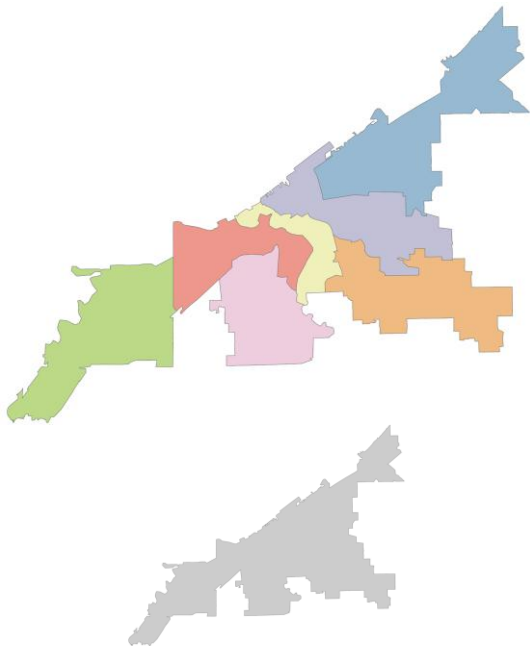


- Number of school options nearby
- Physical barriers impacting walker safety
- Building details (green space, gym, auditorium, etc.)
- Cost to upgrade and maintain buildings
- Other neighborhood and historical factors

Building condition



Percentage of students in a region attending school in an upgraded building

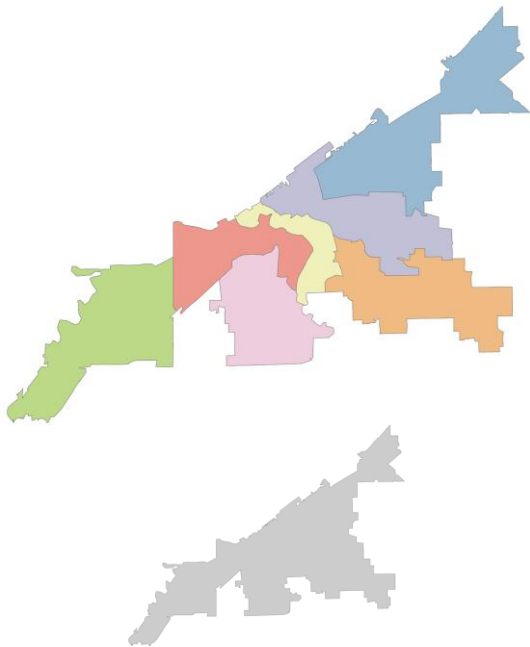


	K-8	HS
Northeast	100%	57%
Central East	68%	55%
Southeast	87%	100%
Near West	62%	100%
West	18%	69%
Southwest	84%	69%
Specialty (City-wide)	49%	
CMSD total	68%	71%

Source: ODE 23-24 Building Enrollment, CMSD Facility Assessments
Note: Upgraded buildings are those with a building condition score of 70 or greater in 2024 Facility Assessments; Non-standard programs excluded (School of One, Natividad Pagan INA, Remote, DEC); High school analysis also excludes enrollment numbers for MC2STEM and Campus International as these high schools operate out of non-CMSD buildings; K8 analysis excludes enrollment for Walton as it is merging with Clark. Upgrades to Clark and Gallagher will be completed Aug 2025 so for now they are not included in the upgraded buildings. Stonebrook-White K-8 is comprised of two buildings of differing quality so enrollment is split across the buildings.



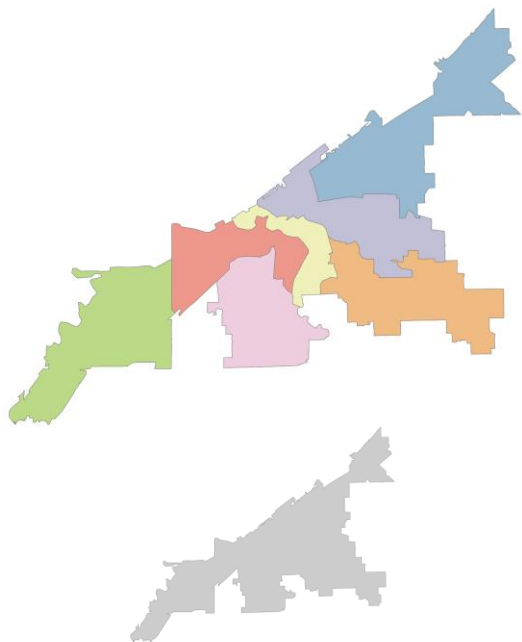
Percentage of available space utilized in each region



	K-8	HS
Northeast	57%	35%
Central East	61%	39%
Southeast	65%	46%
Near West	86%	86%
West	64%	52%
Southwest	94%	85%
Specialty (City-wide)	58%	
CMUSD total	67%	50%

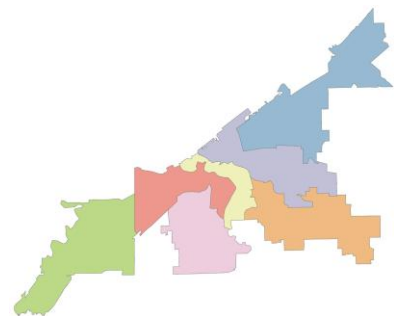
Source: ODE 23-24 Building Enrollment, CMUSD Facility Assessments
Note: Non-standard programs excluded (School of One, Natividad Pagan INA, Remote, DEC); High school analysis also excludes enrollment numbers for MC2STEM and Campus International as these high schools operate out of non-CMUSD buildings; K8 analysis excludes enrollment for Walton as it is merging with Clark

K-8 Enrollment



	K-8 schools	Median enrollment	K-8s with strong, healthy enrollment (≥450 students)	
Northeast	12	267	0	0%
Central East	7	282	1	14%
Southeast	10	339	0	0%
Near West	11	403	4	36%
West	6	325	1	17%
Southwest	5	442	2	40%
Specialty (City-wide)	12	314	1	8%
CMSD PreK-8 total	63	329	9	14%

High School Enrollment



	High schools	Locations	Median enrollment	High schools with strong, healthy enrollment (≥500)
Northeast	8	6	294	0
Central East	4	5	276	0
Southeast	2	2	555	1 50%
Near West	2	1	417	0
West	6	5	325	2 33%
Southwest	5	3	437	0
CMSD HS total	27	22	346	3 11%

Note: Non-standard programs excluded (School of One, Natividad Pagan INA, Remote, DEC)
Source: ODE Report Card 23-24

Our recommendations will be informed by data



Primary data points



**Additional data and
context**

*Data we are sharing
today*

*Please help us round
out these inputs*

Let's Discuss!



Instructions

- Choose a note taker (CMSD staff will also take notes to make sure we capture all feedback)
- Share your feedback on posters or post-it notes
- Please make space for all voices at the table

What is unique to your neighborhood that you want to ensure helps inform the decisions moving forward?

What questions or ideas are being sparked as you review region and school-level data?

Survey:





Looking Ahead

Building Brighter Futures emerging timeline



Spring 2025

**Community
Conversations**

Share data and
gather input from
the community

Summer 2025

Planning

Use data and
community input to
inform specific school
and building options

Fall 2025 - Summer 2026

**Support and Prepare to
Implement**

Extended time for implementation
preparation to include increased
support for students, families, staff
and communities through changes

Fall 2026



Changes go
into effect at
the start of the
2026-27
school year

Immediate next steps



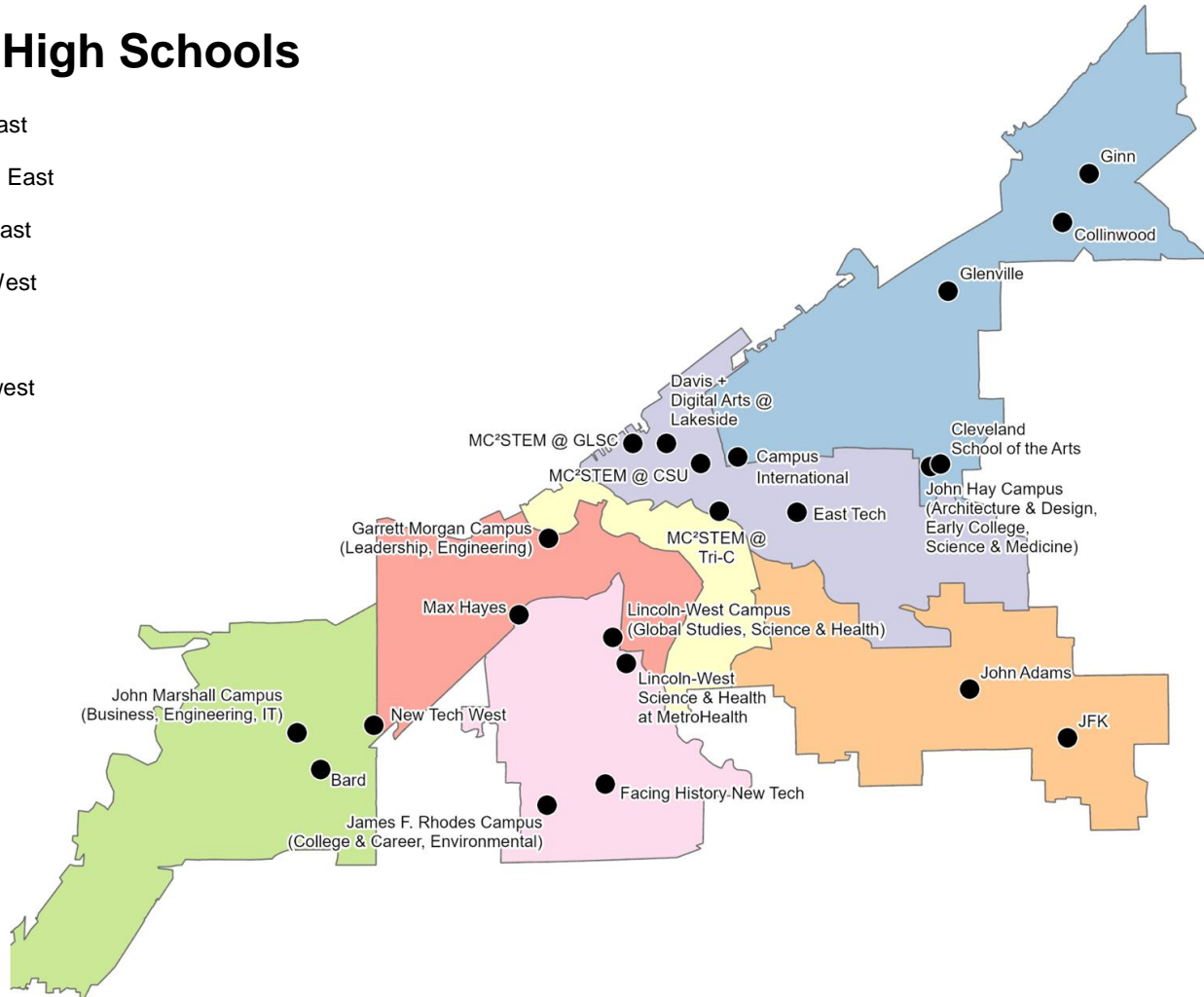
- Visit <https://www.clevelandmetroschools.org/building-brighter-futures>
- Share feedback online through *Let's Talk*
- Please complete the survey before you leave



Thank you for coming!

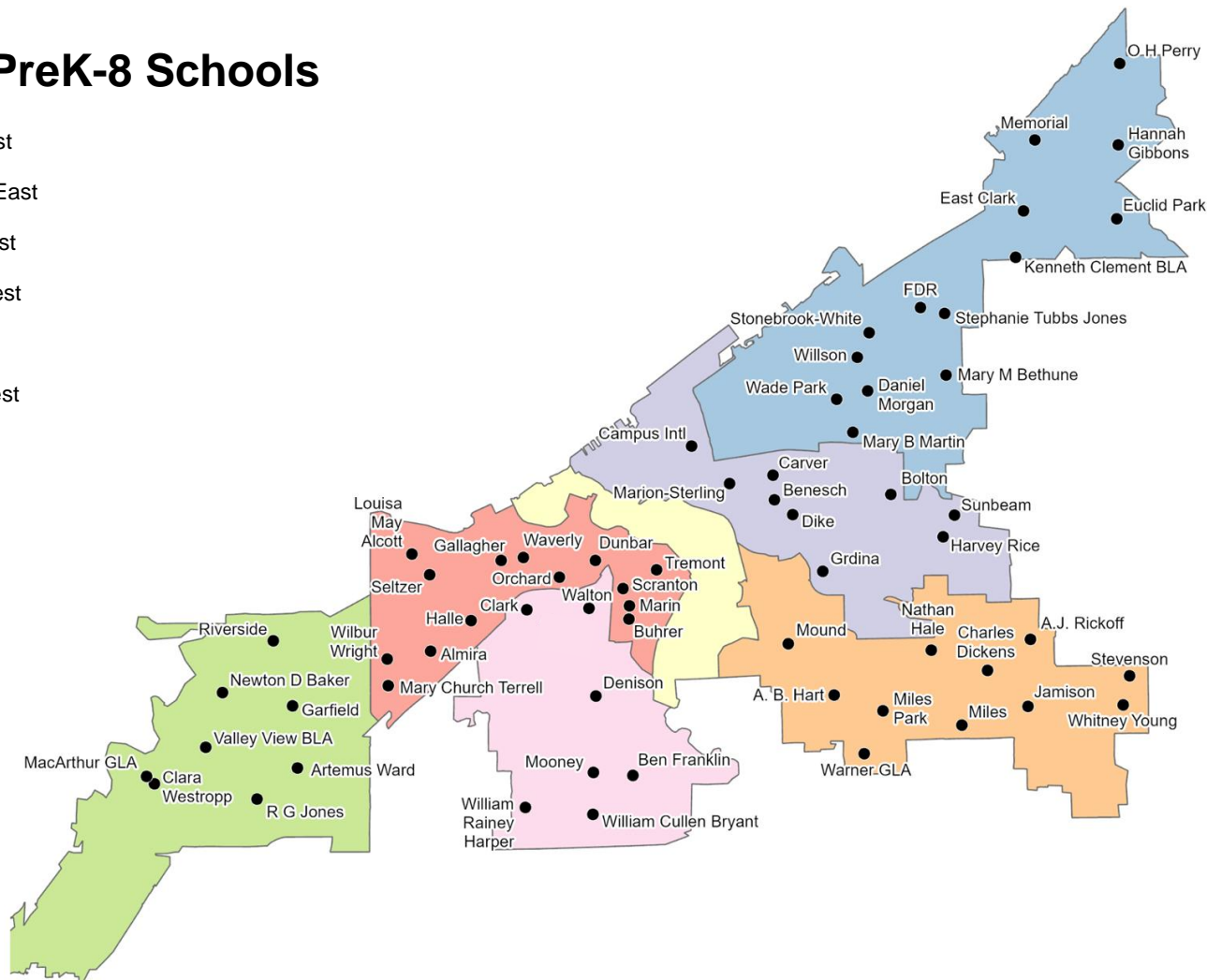
CMSD High Schools

- Northeast
- Central East
- Southeast
- Near West
- West
- Southwest



CMSD PreK-8 Schools

- Northeast
- Central East
- Southeast
- Near West
- West
- Southwest



Regions and Neighborhoods

